

Prysm Systems QuadLynk

The Prysm Systems QuadLynk (PR-SA1) is an optional component of the Prysm Systems Collaboration Solution that allows the sharing of video sources over a network. Video sources (such as laptops, cameras, media players, and video teleconferencing systems) are connected via HDMI and streamed to one or more Prysm Systems Application Appliances for display. Up to four channels of 1080p@60 video can be connected to a single Prysm Systems QuadLynk, and multiple units can be connected simultaneously through an Ethernet switch.

The Prysm Systems QuadLynk simplifies deployment by eliminating the need for HDMI extenders, distribution amplifiers, and splitters when extending video to a Prysm Systems Application Appliance. The QuadLynk provides a single wire solution; when used on a LAN with Power over Ethernet (PoE) capabilities, the LAN both powers the unit and routes the connected video. Front panel indicators provide immediate video and client connection status.

For flexibility in deployment, locate the Prysm Systems QuadLynk either near the Prysm Systems Application Appliance or anywhere at the customer site with a network connection. The QuadLynk can stand alone on a conference table, be mounted into a 19" equipment rack (optional accessory), or be attached to a surface such as a table, desk, or wall by the use of supplied flat-mount brackets.

For more information, contact us at sales@prysm.com, 1.877.99.PRYSM or +1.408.586.1100.

Features and Benefits

- ▶ Intuitive live source sharing.
- ▶ Efficient cabling by encoding 4 HDMI inputs over an Ethernet link to the Prysm Systems Application Suite.
- ▶ Powered with a wall outlet adapter, or via PoE for broader placement options.
- ▶ Multi-source sharing up to 10 Prysm Systems Application Appliances can view the video sources, with up to 4 for any single video source.
- ▶ Enables Prysm Systems Application Suite source sharing across LAN/WAN networks.

Front Panel

- ▶ Power Status LED
- ▶ 4 Video Status LEDs

Back Panel

- ▶ 4 HDMI video inputs
- ▶ RJ-45 Internet LAN connection, PoE-capable
- ▶ Option of DC power input

continued on reverse



Specifications

Source Voltage	110 v, 240 v to power adapter
Power Options ¹	Power adapter: 12 v @ 2 A Power over Ethernet Compliant IEEE 802.3 at PD 25.5 W maximum
Power Consumption	Dissipation 19.5 W max
Operating Temperature	0° C to 40° C (32° F to 104° F)
Continuous Operation	24/7
Default Resolution and Frame Rate	1920x1080p30 5 Mbps output bit rate
Audio	44.1 or 48 Khz (depending on input) 128 Kbps output bit rate AAC (Advanced Audio Coding)
Network	TCP/IP One IP address for four channels IP assignment via DHCP with failover to fixed IP
Security	Password protected admin pages and stream Point-to-point physical connection option

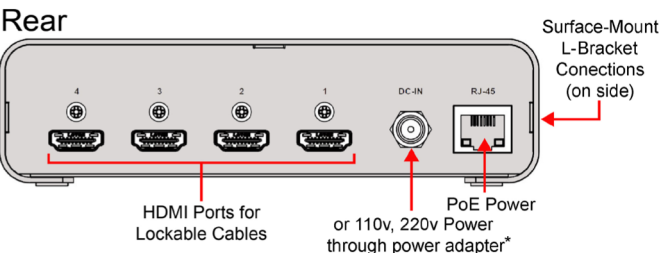
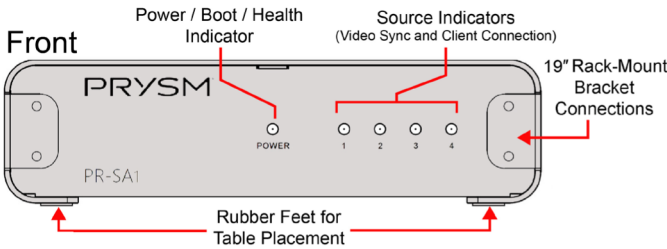
¹ If PoE is used (recommended), DC power adapter is unnecessary.

On-Screen Display ²	Source name, time/day/month/year Fully customizable placement, size, color
Ports	DC input RJ-45, one Gigabit Ethernet, PoE 4x HDMI video inputs
Power Adapter	12 v @ 2 A power adapter with power cable
Cables Included	1x Cat5e (PoE) Ethernet cable (25 ft) 4x HDMI cables with locking connectors (3.3 ft)
Indicators (LEDs)	Power state, network connection, health and status, video sync, client connection
Enclosure	Stand-alone metal case with mounting points
Dimensions, WxHxD	100 mm x 40 mm x 82 mm (3.94 in. x 1.57 in. x 3.23 in)
Weight	.5 kg (1.10 lb)
Placement Options	Table-top placement with rubber non-slip feet Surface-mount L-brackets
Optional Mounting ³	2x SAs side-by-side in 1 RU 19" rack mount bracket
QuadLink Compliance	RoHS, WEEE
QuadLink Certification	CE, NRTL (US & Canada), FCC Part 15 (Class A)
Pwr. Adapt. Compliance	RoHS, WEEE
Pwr. Adapt. Certification	CE EN55032 + EN55024, FCC Part 15B, VCCI J55022 (V3 + V4), CCC GB4943.1 + GB9254.20

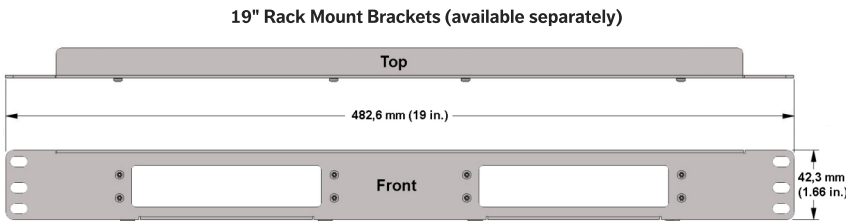
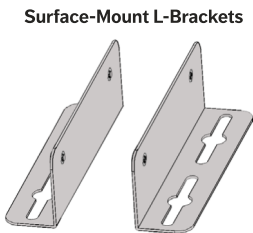
² OSD setup, as well as many optimizations to fit end-users needs, are available as Professional Services.

³ 19" rack-mount bracket available separately.

QuadLink Front and Rear Panels



QuadLink Mounting Options



Illustrations not to scale

Disclaimer:

The information contained herein is subject to change without notice. The only warranties for Prism Systems products and services are set forth in the express warranty statements accompanying the applicable customer agreement. Nothing herein should be construed as constituting an additional warranty. This document is provided solely for general informational purposes. Prism Systems shall not be liable for technical or editorial errors or omissions contained herein. Video wall display characteristics may vary from the tile display characteristics specified herein based upon factors including, but not limited to, the size of the video wall and display configuration settings. All trademarks mentioned are the property of their respective owners.